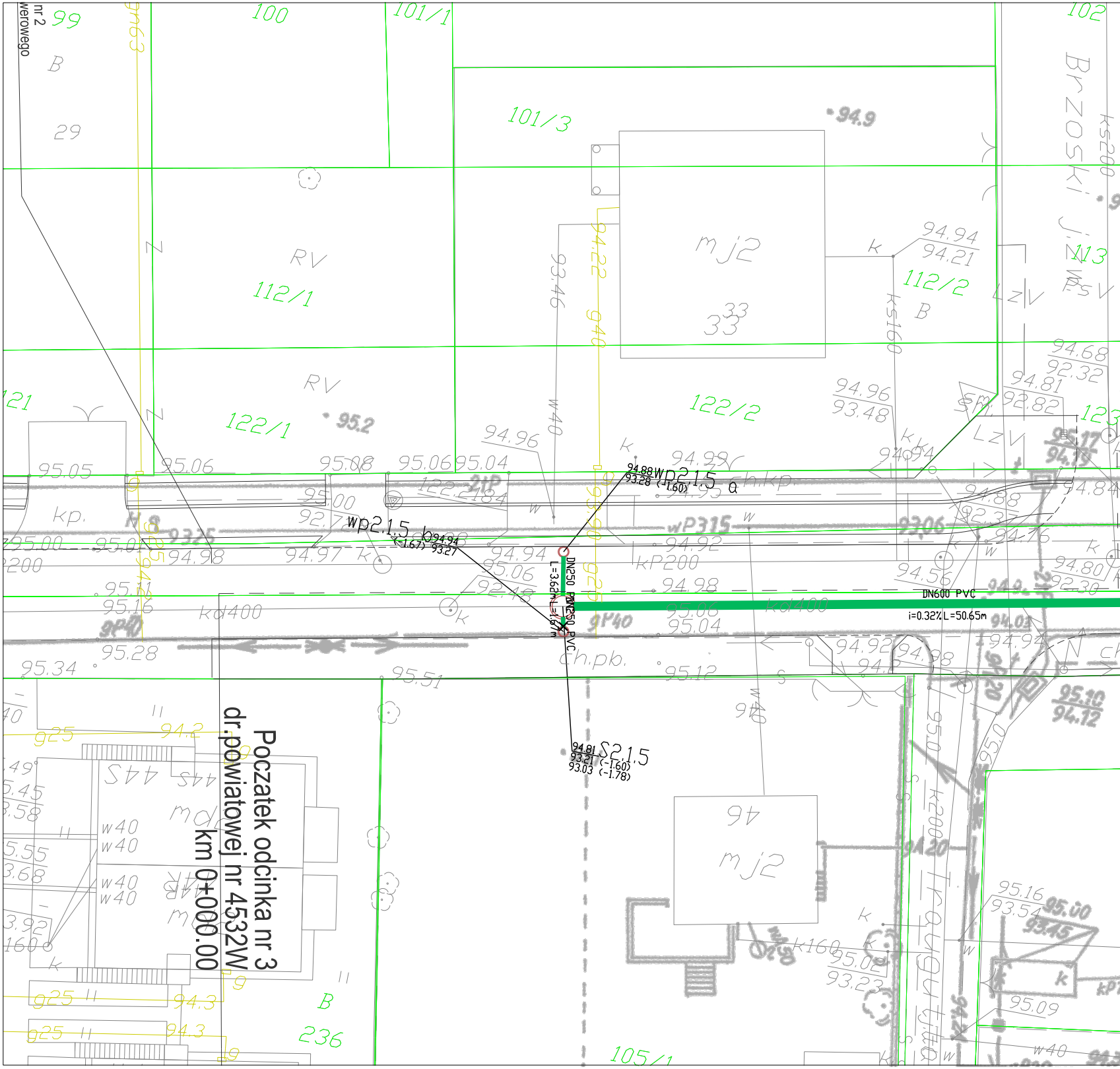

Początek odcinka nr 3
dr.powiatowej nr 4532W
km 0+000.00
wp2.1.5 a
94.88
93.28
(-1.60)
wp2.1.5 b
94.94
93.27
(-1.67)
S2.1.5
94.81
93.21 (-1.60)
93.03 (-1.78)
DN250 PVC
L=3.62m
DN250 PVC
L=1.67m
DN600 PVC
i=0.32% L=50.65m
nr 2
werowego
99
100
101/1
101/3
102
112/1
112/2
113
122/1
122/2
121
236
105/1
B
29
RV
mj2
33
mdr
mj2
46
Brzoski J.
kd400
kP200
wP315
gP40
ks200
ks160
k200
k160
w40
g25
ch.kp.
ch.pb.
kp.
94.9
95.2
94.96
94.99
94.94
94.21
94.68
92.32
94.81
92.82
94.96
93.48
95.05
95.06
95.08
95.06
95.04
95.00
94.98
94.97
94.92
94.98
95.06
95.04
95.28
95.34
95.51
95.12
95.16
93.54
95.02
93.23
95.09
93.46
94.22
93.90
94.84
94.80
92.30
94.56
94.92
94.76

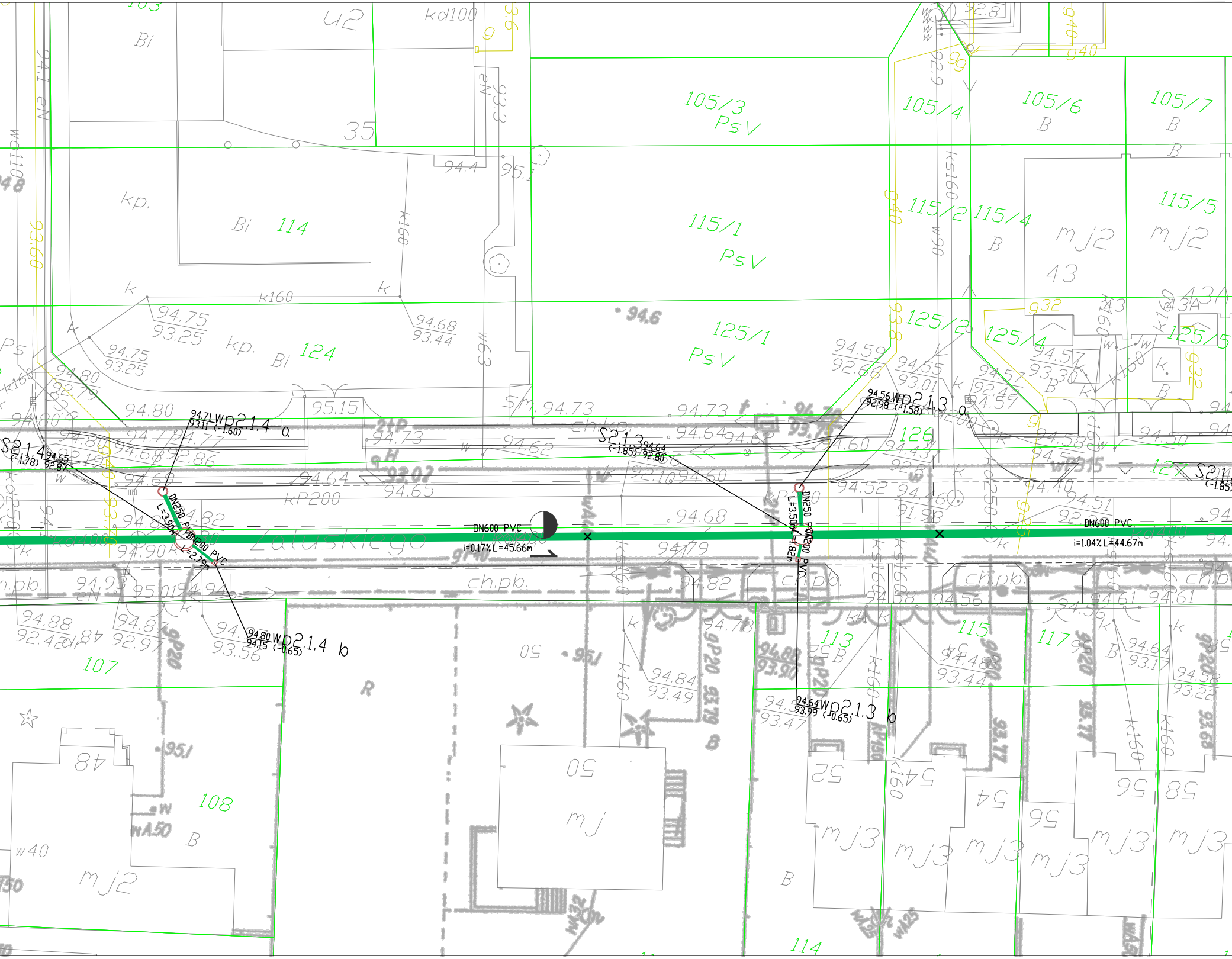
S2.1.4 94.65 (-1.78) 92.87
94.71 WP2.1.4 a 93.11 (-1.60)
DN250 PVC L=3.90m
DN200 PVC L=2.79m
94.80 WP2.1.4 b 94.15 (-0.65)
DN600 PVC i=0.17% L=45.66m
S2.1.3 94.64 (-1.85) 92.80
94.56 WP2.1.3 a 92.98 (-1.58)
DN250 PVC L=3.50m
DN200 PVC L=1.82m
94.64 WP2.1.3 b 93.99 (-0.65)
DN600 PVC i=1.04% L=44.67m
S2.1 (-1.85)
Załuskiego
105/3 PsV
105/4
105/6 B
105/7 B
114
115/1 PsV
115/2
115/4 B
115/5
124
125/1 PsV
125/2
125/4
125/5
126
127
107
108
113
115
117
114

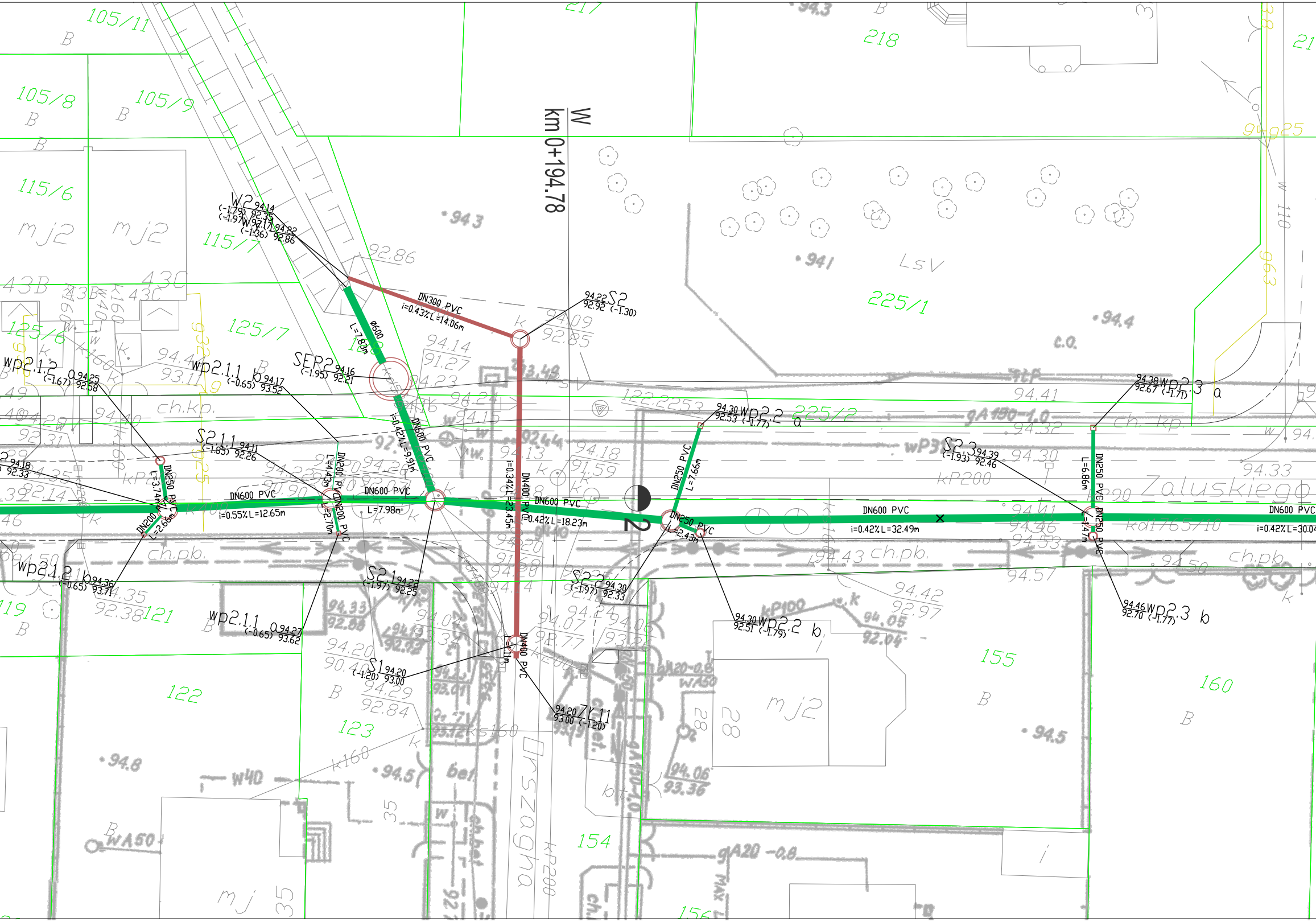

W
km 0+194.78
W2 94.14 (-1.79) 92.35
W 94.22 (-1.36) 92.86
DN300 PVC
i=0.43% L=14.06m
94.22 S2 92.92 (-1.30)
ø600
L=7.83m
SEP2 94.16 (-1.95) 92.21
wp2.1.2 a 94.25 (-1.67) 92.58
wp2.1.1 b 94.17 (-0.65) 93.52
S2.1.1 94.11 (-1.85) 92.26
DN250 PVC
L=3.74m
DN200 PVC
L=2.66m
DN600 PVC
i=0.55% L=12.65m
DN200 PVC
L=4.43m
L=2.70m
DN600 PVC
L=7.98m
i=0.42% L=9.91m
DN600 PVC
i=0.34% L=23.45m
DN400 PVC
DN600 PVC
i=0.42% L=18.23m
DN250 PVC
L=7.66m
94.30 WP2.2 a 92.53 (-1.77)
DN250 PVC
L=2.43m
DN600 PVC
i=0.42% L=32.49m
S2.3 94.39 (-1.93) 92.46
L=6.86m
DN250 PVC
L=1.47m
94.38 WP2.3 a 92.67 (-1.71)
DN600 PVC
i=0.42% L=30.04
wp2.1.2 b 94.36 (-0.65) 93.71
S2.1 94.22 (-1.97) 92.25
wp2.1.1 a 94.27 (-0.65) 93.62
S2.2 94.30 (-1.97) 92.33
94.30 WP2.2 b 92.51 (-1.79)
94.46 WP2.3 b 92.70 (-1.77)
S1 94.20 (-1.20) 93.00
94.20 ZY 1.1 93.00 (-1.20)
DN400 PVC
L=1.11m
2
Zaluskiego
Orszagha
105/11
105/8
105/9
115/6
115/7
125/6
125/7
217
218
225/1
225/2
119
121
122
123
154
155
156
160
LsV
c.o.
ch.kp.
ch.pb.
mj2
B

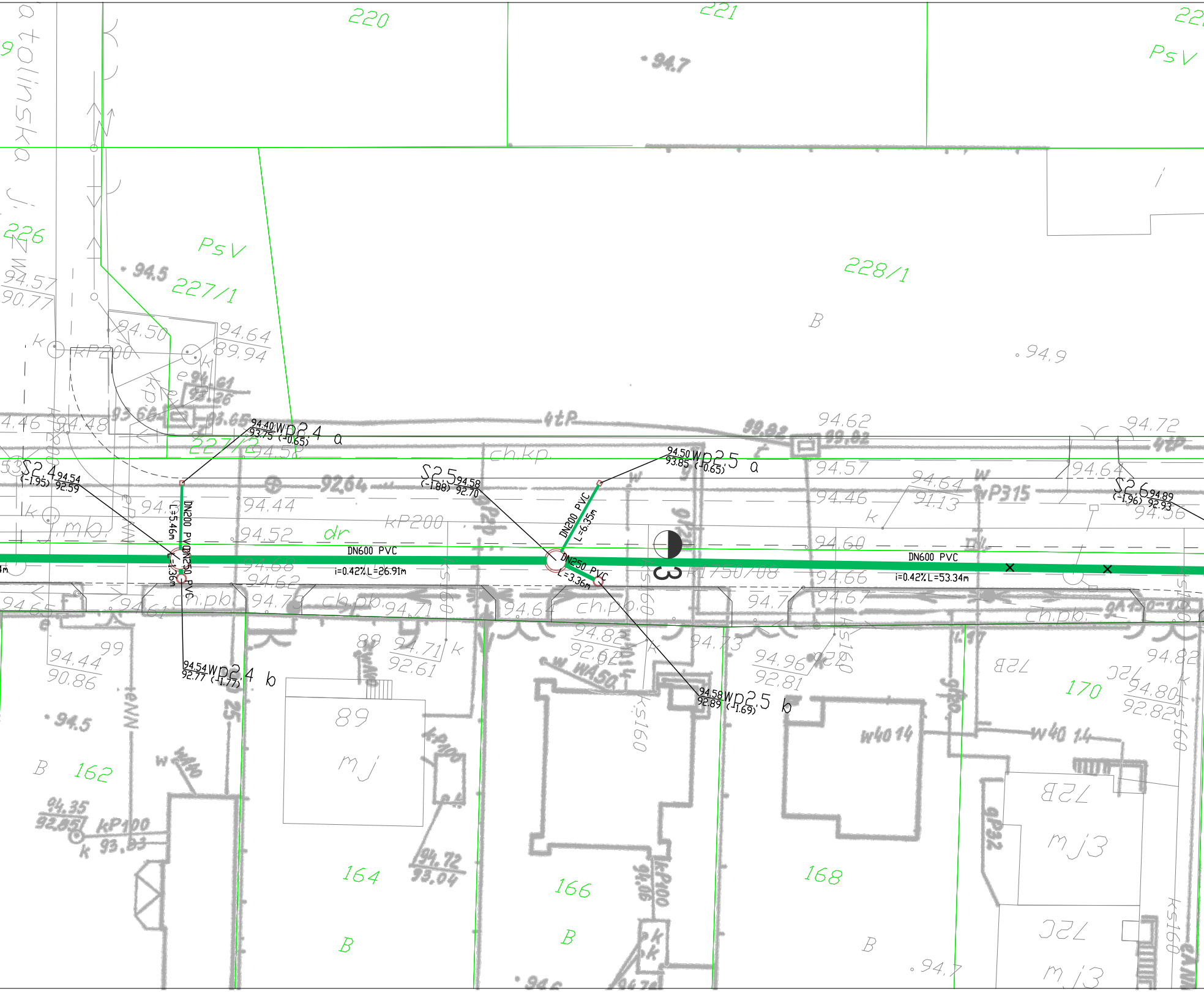
220
221
PsV
226
PsV
227/1
227/2
228/1
94.7
94.5
94.9
B
94.57
90.77
94.50
94.64
89.94
kP200
94.61
93.26
93.68
93.65
4tP
99.82
99.02
94.62
94.72
94.40 Wp2.4 a
93.75 (-0.65)
S2.4 94.54
(-1.95) 92.59
DN200 PVC
L=5.46m
DN250 PVC
L=1.36m
94.54 Wp2.4 b
92.77 (-1.77)
92.64
94.44
94.52
dr
kP200
ch.kp.
ch.pb.
DN600 PVC
i=0.42% L=26.91m
S2.5 94.58
(-1.88) 92.70
DN200 PVC
L=6.35m
DN250 PVC
L=3.36m
94.50 Wp2.5 a
93.85 (-0.65)
94.58 Wp2.5 b
92.89 (-1.69)
3
K1750/08
wP315
94.57
94.46
94.64
91.13
94.60
94.66
94.67
DN600 PVC
i=0.42% L=53.34m
S2.6 94.89
(-1.96) 92.93
94.56
94.64
94.68
94.62
94.73
94.71
94.64
94.71
92.61
94.82
92.62
94.73
94.96
92.81
94.82
94.80
92.82
94.44
90.86
99
89
89
mj
ks160
w40 14
w40 1.4
72B
72C
mj3
162
164
166
168
170
B
94.35
92.85
kP100
93.93
94.72
93.04
94.7

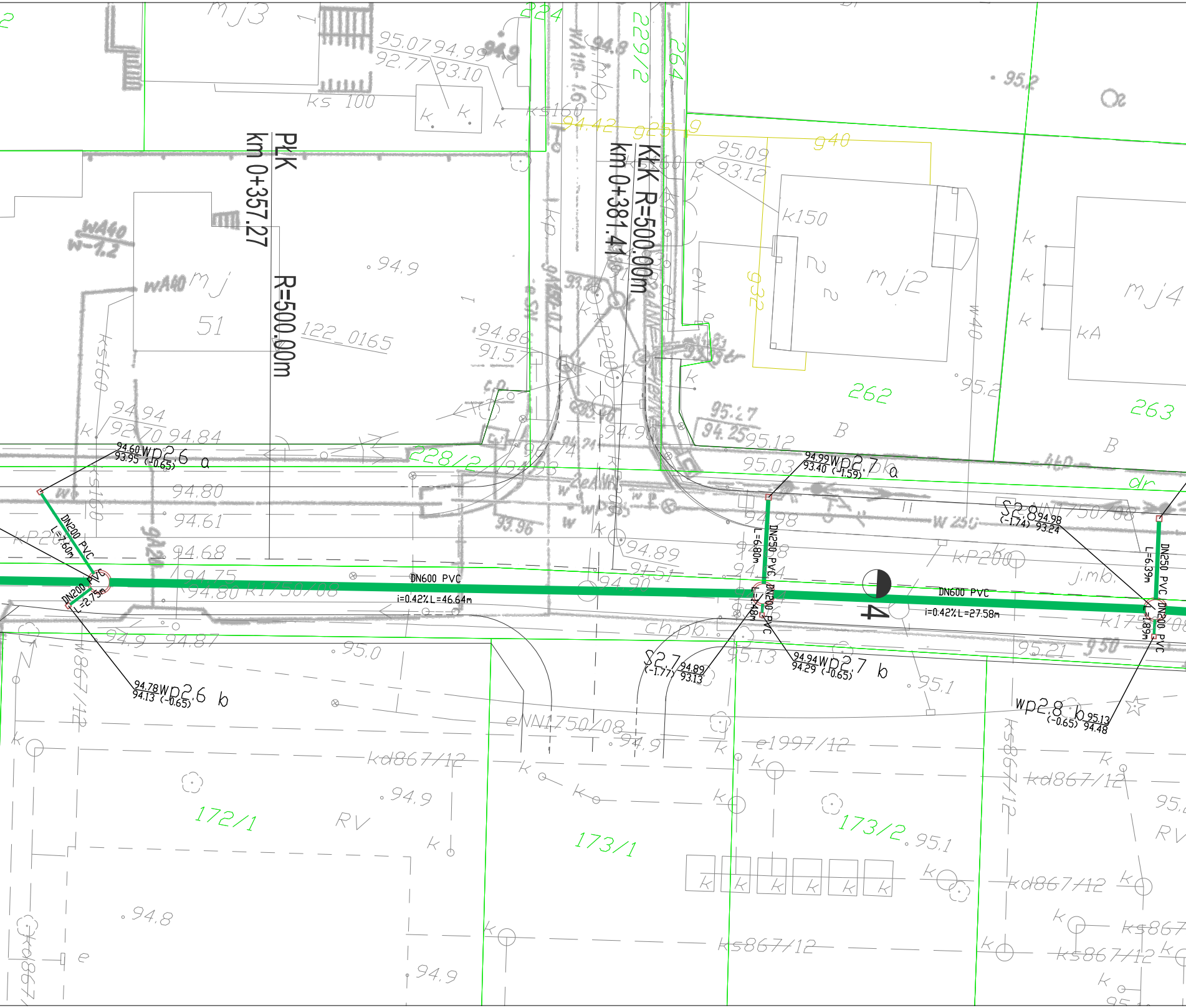
PKP
km 0+357.27
R=500.00m
KKK R=500.00m
km 0+381.41
DN600 PVC
i=0.42% L=46.64m
DN600 PVC
i=0.42% L=27.58m
94.60
93.95
Wp2.6 a
(-0.65)
DN200 PVC
L=7.60m
DN200 PVC
L=2.75m
94.78
94.13
Wp2.6 b
(-0.65)
94.99
93.40
Wp2.7 a
(-1.59)
DN250 PVC
L=6.80m
DN200 PVC
L=1.48m
S2.7
94.89
93.13
(-1.77)
94.94
94.29
Wp2.7 b
(-0.65)
4
S2.8
94.98
93.24
(-1.74)
DN250 PVC
L=6.39m
DN200 PVC
L=1.89m
wp2.8 b
95.13
94.48
(-0.65)
mj3
95.07
94.99
92.77
93.10
ks 100
ks160
229/2
264
224
94.42
925
940
95.09
93.12
k150
932
mj2
262
mj4
263
95.2
mj
51
122_0165
94.9
94.86
91.57
94.94
92.70
94.84
228/2
94.80
94.61
94.68
94.75
94.80
k1750/08
94.89
91.51
94.90
95.27
94.25
95.12
95.03
94.98
kP200
j.mb.
dr
eNN1750/08
chpb.
95.13
95.21
95.1
95.0
94.9
94.87
e1997/12
kd867/12
ks867/12
172/1
173/1
173/2
RV
94.8
94.9
95.1
B
k

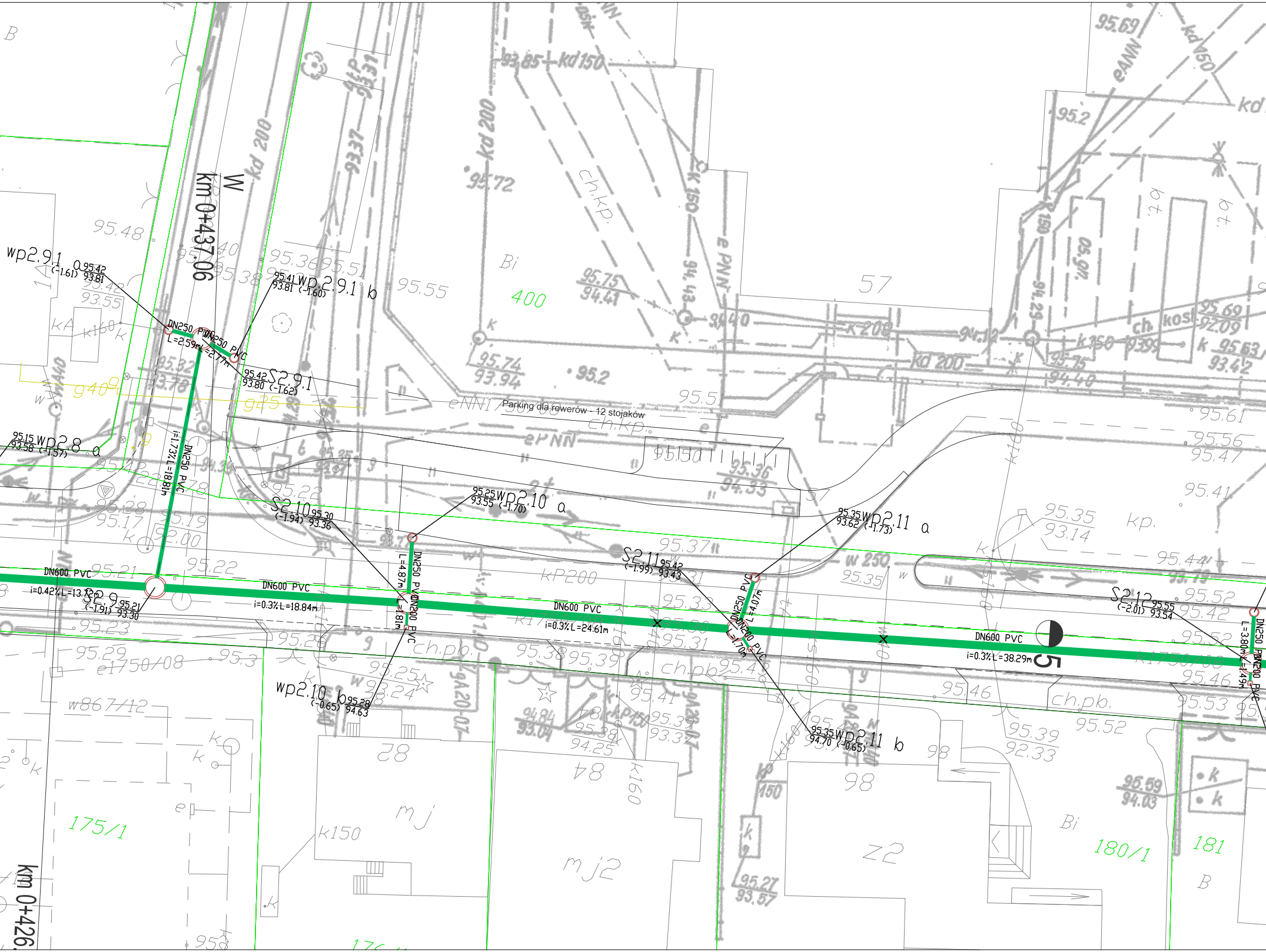
W
km 0+437.06
km 0+426.
wp2.9.1 a 95.42 93.81 (-1.61)
95.41 93.81 wp.2.9.1 b (-1.60)
DN250 PVC L=2.59m
DN250 PVC L=2.77m
95.42 93.80 S2.9.1 (-1.62)
95.15 93.58 wp2.8 a (-1.57)
i=1.73% L=18.81m DN250 PVC
DN600 PVC
i=0.42% L=13.72m
S2.9 95.21 93.30 (-1.91)
S2.10 95.30 93.36 (-1.94)
DN600 PVC
i=0.3% L=18.84m
95.25 93.55 wp2.10 a (-1.70)
DN250 PVC L=4.87m
DN200 PVC L=1.81m
wp2.10 b 95.28 94.63 (-0.65)
Parking dla rowerów - 12 stojaków
DN600 PVC
i=0.3% L=24.61m
S2.11 95.42 93.43 (-1.99)
95.35 93.62 wp2.11 a (-1.73)
DN250 PVC L=4.07m
DN200 PVC L=1.70m
95.35 94.70 wp2.11 b (-0.65)
DN600 PVC
i=0.3% L=38.29m
5
S2.12 95.55 93.54 (-2.01)
DN250 PVC L=3.80m
DN200 PVC L=1.49m
400
175/1
180/1
181
kd 200
kd 150
kd 150
k 150
k 200
kd 200
k 150
k 160
k 160
kP200
kP150
k1750/08
e1750/08
w867/12
w 250
eNN1
ePNN
eANN
ch.kp.
ch.pb.
kp.
Bi
B
mj
mj2
z2
28
84
98
57
95.72
95.48
95.55
95.2
95.61
95.56
95.47
95.41
95.35 93.14
95.44
95.52
95.42
95.46
95.53
95.52
95.39 92.33
95.59 94.03
95.27 93.57
95.74 93.94
95.75 94.41
95.36 94.33
95.21
95.22
95.23
95.29
95.3
95.17
95.28
95.19
95.37
95.33
95.31
95.38
95.39
95.41
95.69
95.69 92.09
95.63 93.42
95.75 94.40
94.84 93.04
95.38 94.25
95.39 93.37

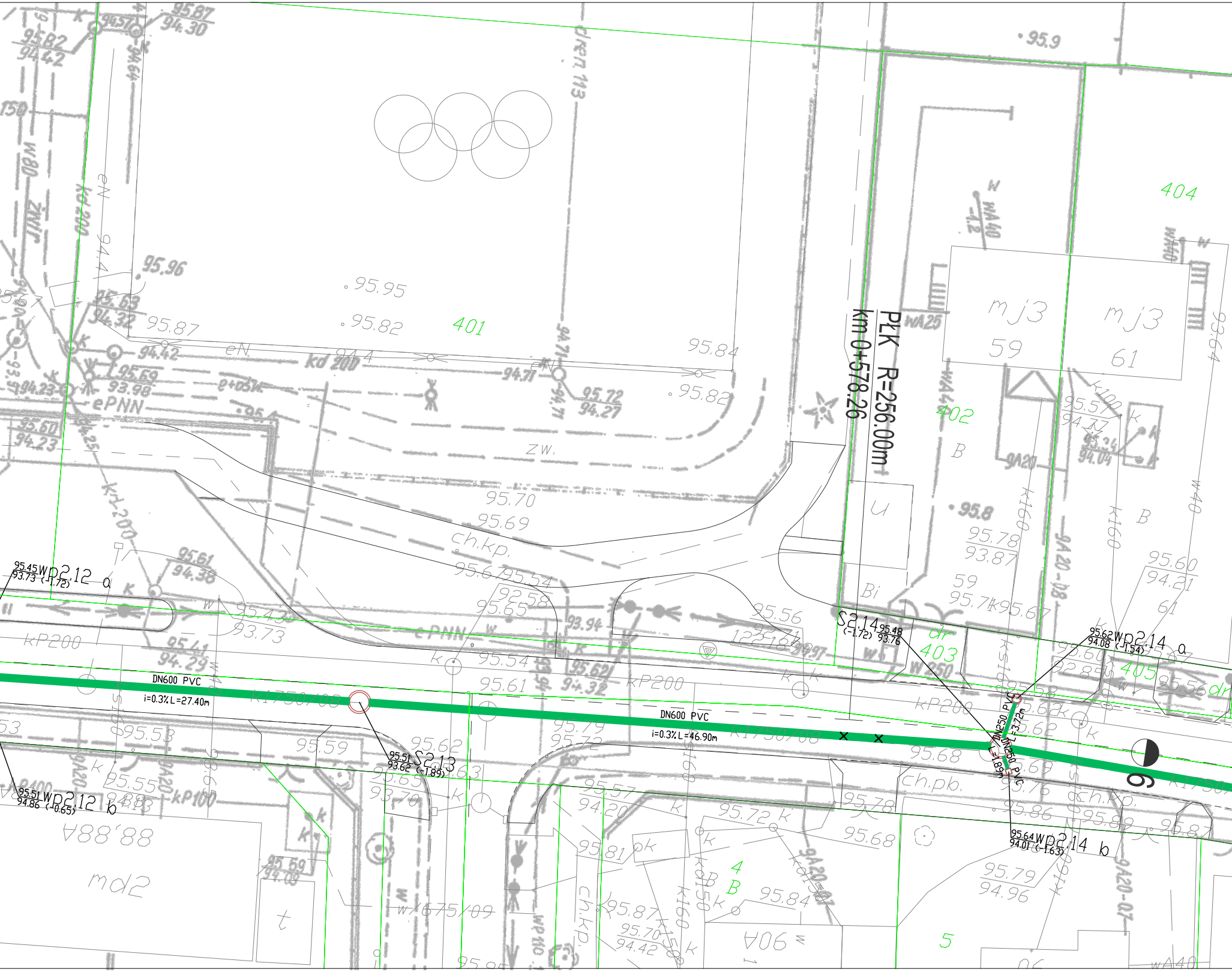
PŁK R=256.00m
km 0+578.26
401
402
403
404
405
95.45 Wp2.12 a
93.73 (-1.72)
DN600 PVC
i=0.3% L=27.40m
95.51 S2.13
93.62 (-1.89)
95.51 Wp2.12 b
94.86 (-0.65)
DN600 PVC
i=0.3% L=46.90m
S2.14 95.48
(-1.72) 93.76
95.62 Wp2.14 a
94.08 (-1.54)
DN250 PVC
L=3.72m
DN250 PVC
L=1.89m
95.64 Wp2.14 b
94.01 (-1.63)
9

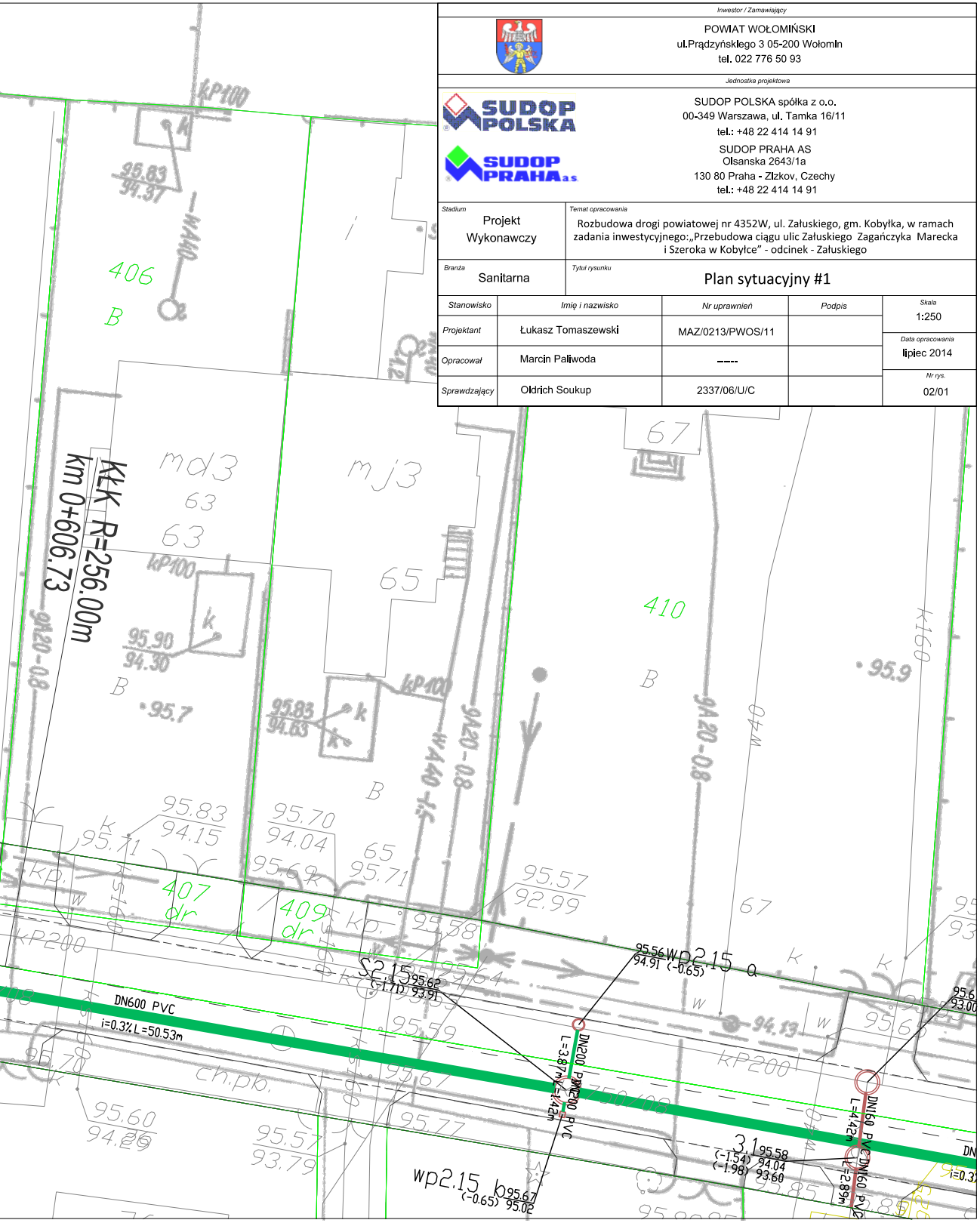
kP100
95.83
94.37
wA40
406
B
md3
63
63
kP100
95.90
94.30
k
B
95.7
KŁK R=256.00m
km 0+606.73
9A20-0.8
mj3
65
95.83
94.63
k
kP100
wA40-1.5
9A20-0.8
B
67
410
B
9A20-0.8
w40
k160
95.9
95.83
94.15
95.70
94.04
95.71
65
95.71
95.69
407
dr
409
dr
kp.
kP200
95.58
95.57
92.99
67
S2.15
95.62
(-1.71)
93.91
95.56
94.91
Wp2.15
(-0.65)
a
DN600 PVC
i=0.3% L=50.53m
DN200 PVC
L=3.87m
L=1.42m
DN200 PVC
95.59
95.67
ch.pb.
95.77
kP200
94.13
DN160 PVC
L=4.42m
DN160 PVC
L=2.89m
3.1
95.58
(-1.54)
94.04
(-1.98)
93.60
95.6
93.00
DN
i=0.3
95.60
94.29
95.57
93.79
wp2.15
b
95.67
(-0.65)
95.02

Inwestor / Zamawiający

POWIAT WOŁOMIŃSKI
ul.Prądzyńskiego 3 05-200 Wołomin
tel. 022 776 50 93

Jednostka projektowa

SUDOP POLSKA spółka z o.o.
00-349 Warszawa, ul. Tamka 16/11
tel.: +48 22 414 14 91

SUDOP PRAHA AS
Olsanska 2643/1a
130 80 Praha - Zizkov, Czechy
tel.: +48 22 414 14 91

Stadium	Temat opracowania
Projekt Wykonawczy	Rozbudowa drogi powiatowej nr 4352W, ul. Załuskiego, gm. Kobyłka, w ramach zadania inwestycyjnego:„Przebudowa ciągu ulic Załuskiego Zagańczyka Marecka i Szeroka w Kobyłce" - odcinek - Załuskiego
Branża	**Tytuł rysunku**
Sanitarna	Plan sytuacyjny #1

Stanowisko	Imię i nazwisko	Nr uprawnień	Podpis	
Projektant	Łukasz Tomaszewski	MAZ/0213/PWOS/11		Skala 1:250
Opracował	Marcin Paliwoda	----		Data opracowania lipiec 2014
Sprawdzający	Oldrich Soukup	2337/06/U/C		Nr rys. 02/01